



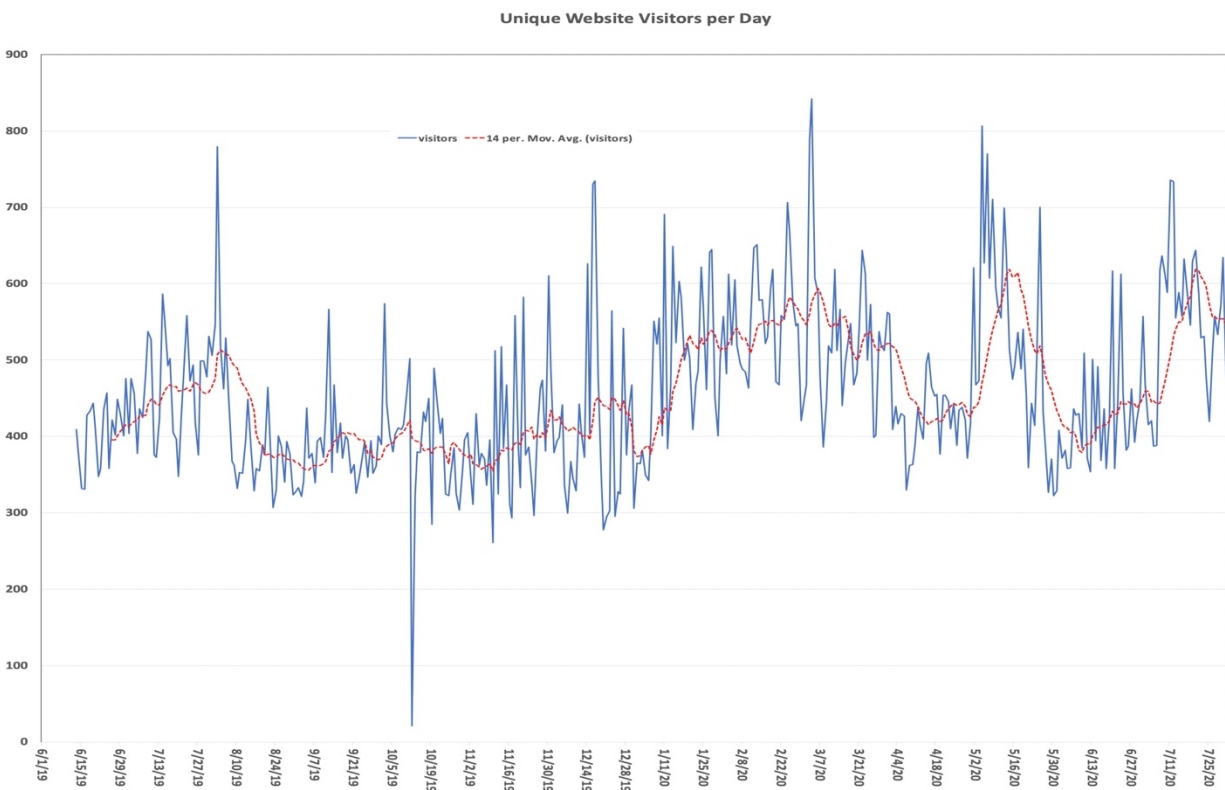
ORPCA Webmaster Report July 2020 8/12/2020

Summary

- Visitors: 5520 average visitors per day, 28% increase
- Stripe: 27 Member Renewals, 4 New Members and 2 Refunds; Total 33 transactions (43 last month)
- Added Washington County Liability Waiver
- No functional issues in July '20
- 119 members / co-members uploaded CDT waiver as of 8/12/20

Website Visitors

- 552 unique visitor per day in the last 30 days (430 last month) → +28% increase
- 17,127 total unique visitors in the last 30 days (12,895 last month)



Website Issues:

- no Functional issue in the last 30 days

Stripe

- In July 2020 we had a total of 33 members using the online payment through Stripe.
 - 27 of which were member renewals and 4 new members and 2 refunds.
- 103 Transactions in total (last month's 66)

Stripe Transactions	Labels	Jan	Feb	Mar	Apr	May	Jun	Jul	Aug	Grand Total
Ticket		33	19	24	48	1	20	70		215
April Social				3						3
Awards Dinner	27									27
March Social			19	8		1	1			29
NW Passage 2020	4									4
NW Passage Refund					1					1
Refund Awards Dinner	2									2
Refund March Social				8						8
Refund NW Passage				5	47					52
June A&D							16			16
Maryhills Loop							3	23		26
August '20 A&D								24		24
July '20 A&D								23		23
Stripe			2	4	3	1	1		1	12
Deposit			2	2	1	1	1		1	8
Withdrawal				2	2					4
Shop				1			2			3
Shop				1			2			3
Dues		41	45	42	20	46	43	33	3	273
Cancelled			1	1						2
Dues Refund			1	1		1	6	2		11
Member Renewal	32	30	31	18	40	32	27	3		213
New Member	9	13	9	2	5	5	4			47
Donation		2								2
Kathleen Ellis		2								2
Grand Total		76	66	71	71	48	66	103	4	505

Website

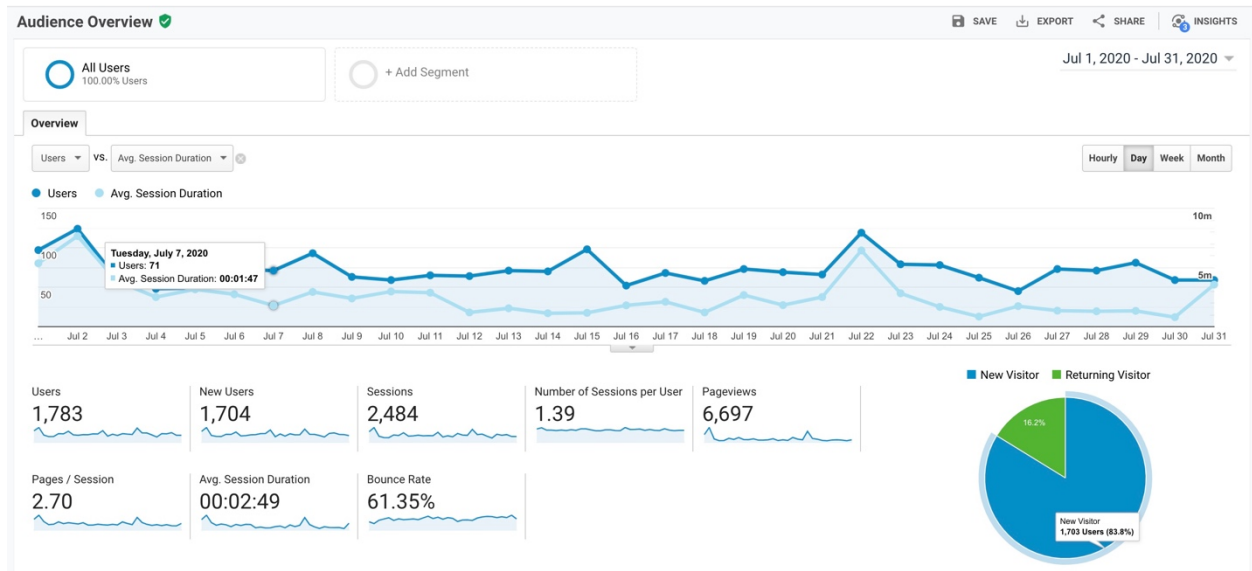
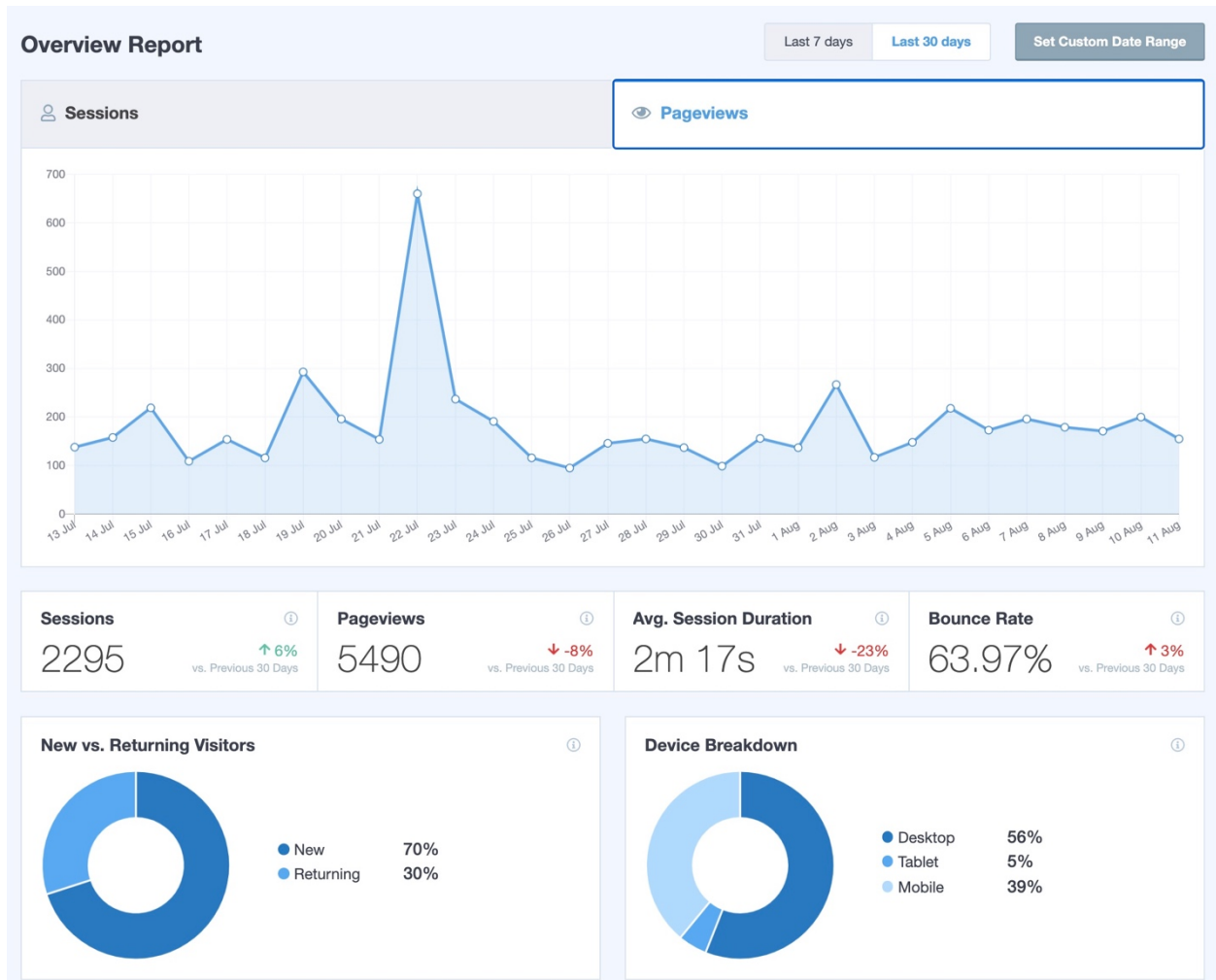
- Added Washington County Liability Waiver download and upload capability
- Monthly maintenance (Anzeiger, Event Pictures)
- Communicable Disease Release: 119 members uploaded CDR as of 8/12/20
- Support for Club event site set-ups and waiver verification
- BoD Area:
 - YTD member change: -23 (-14 members and -9 co-members)
 - 60 members in grace period (average ~30)

ORPCA 2020 Membership Summary

8/2/20

	Jun-19	Jul-19	Aug-19	Sep-19	Oct-19	Nov-19	Dec-19	Jan-20	Feb-20	Mar-20	Apr-20	May-20	Jun-20	Jul-20
ORPCA Members	611	615	614	610	614	621	623	627	633	629	636	626	616	607
New ORPCA Members	8	11	10	7	3	5	4	9	14	9	2	5	5	3
Lost or Expired ORPCA Members	10	7	11	14	10	6	8	7	6	7	11	14	3	13
Correction (60 day grace period returns)				3	11	8	6	2	-2	-6	16	-1	-12	3
Net ORPCA Members Change	-2	4	-1	-4	4	7	2	4	6	-4	7	-10	-10	-7
YTD New ORPCA Members	55	66	76	83	86	91	95	9	23	32	34	39	44	47
YTD Lost or Expired ORPCA Members	44	51	62	73	72	70	72	7	13	20	31	45	48	61
YTD Correction	0	0	0	7	14	15	19	2	0	-6	10	9	-3	0
YTD Net ORPCA Members Change	11	15	14	10	14	21	23	4	10	6	13	3	-7	-14
ORPCA Co-Members	436	434	429	426	427	432	430	429	436	435	444	433	425	421
New ORPCA Co-Members	4	2	1	1	0	2	0	2	8	2	2	0	2	0
Lost or Expired ORPCA Co-Members	8	4	6	11	5	5	3	3	5	6	4	7	7	9
Correction (60 day grace period returns)				7	6	8	1	0	4	3	11	-4	-3	5
Net ORPCA Co-Members Change	-4	-2	-5	-3	1	5	-2	-1	7	-1	9	-11	-8	-4
YTD New ORPCA Co-Members	32	34	35	36	36	38	38	2	10	12	14	14	16	16
YTD Lost or Expired ORPCA Co-Members	23	27	33	37	36	33	35	3	8	14	18	25	32	41
YTD Correction	0	0	0	10	15	18	21	0	4	7	18	14	11	16
YTD Net ORPCA Co-Members Change	9	7	2	-1	0	5	3	-1	6	5	14	3	-5	-9
Total ORPCA Members	1047	1049	1043	1036	1041	1053	1053	1056	1069	1064	1080	1059	1041	1028
Total New ORPCA Members	12	13	11	8	3	7	4	11	22	11	4	5	7	3
Total Lost or Expired ORPCA Members	18	11	17	25	15	11	11	10	11	13	15	21	2	2
Total Correction	0	0	0	10	17	16	7	2	2	-3	27	-5	-15	8
Total Net ORPCA Members Change	-6	2	-6	-7	5	12	0	3	13	-5	16	-21	-18	-11
Total YTD New ORPCA Members	87	100	111	119	122	129	133	11	33	44	48	53	60	63
Total YTD Lost or Expired ORPCA Members	67	78	95	110	108	103	107	10	21	34	49	70	80	102
Total Correction	0	0	0	17	29	33	40	2	4	1	28	23	8	16
Total YTD Net ORPCA Members Change	20	22	16	9	14	26	26	3	16	11	27	6	-12	-23
Members in Grace Period								16	26	33	22	22	35	38
Co-Members in Grace Period								12	15	16	9	9	24	22
Total in Grace Period								28	41	49	31	31	59	60

Website Statistics:



Top Posts/Pages		①
1.	ORPCA – Let's Drive!	1016
2.	The Infamous IMS Saga – ORPCA	512
3.	Arrive and Drive, Saturday, August 8 – Bring Your Picnic Lunch and Chair(s) – ORPCA	223
4.	ORPCA Autocross – ORPCA	173
5.	Attendee Registration – ORPCA	141
6.	TML Login – ORPCA	130
7.	Release and Waiver of Liability – ORPCA	121
8.	Wind Buffeting – What is it? How Can I Alleviate it? – ORPCA	118
9.	Autocross Results – ORPCA	115
10.	Upcoming Events – ORPCA	112
11.	COVID-19 – ORPCA	109
12.	Autocross #6 – ORPCA	107
13.	Autocross – ORPCA	107
14.	Maryhill Loops Tour – Participant ONLY Event – ORPCA	101
15.	Member Area – ORPCA	87
16.	What the Heck is a PPI (Pre-Purchase Inspection)? – ORPCA	87
17.	Arrive and Drive – ORPCA	78
18.	Log-In – ORPCA	75
19.	To PCCB or not? – ORPCA	74
20.	Summer Picnic: Open House – ORPCA	70
21.	Cart – ORPCA	67
22.	What is That Debris in my 986/996 Oil Filter? – ORPCA	65
23.	Taste of Motorsports – August 30 – ORPCA	63
24.	2020 Class Championship Points – Table – ORPCA	62
25.	Autocross #5: This Event is Full – ORPCA	59

[View Full Posts/Pages Report](#)
Show

