



“Scenic” Navigation App User Guide 2019 Cabin Fever Tour

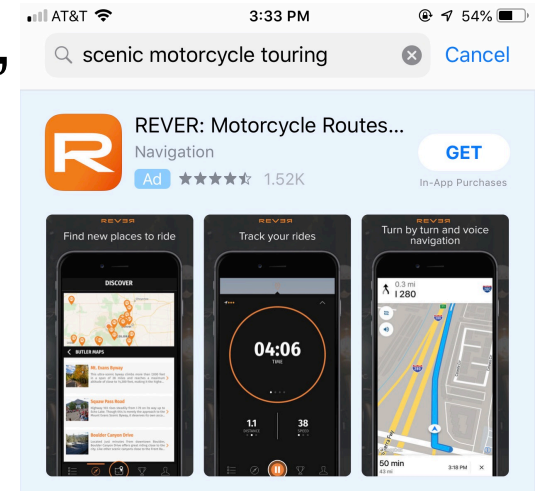
Heinz Holzapfel
April 2019



Step 1: Download the iPhone App

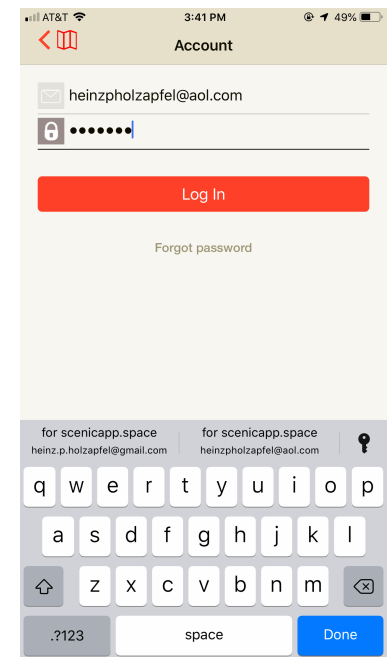
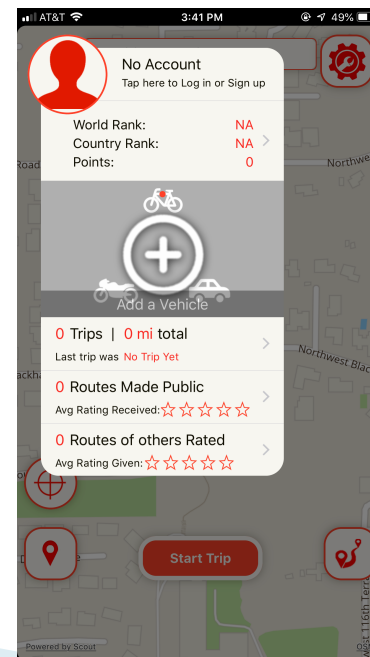
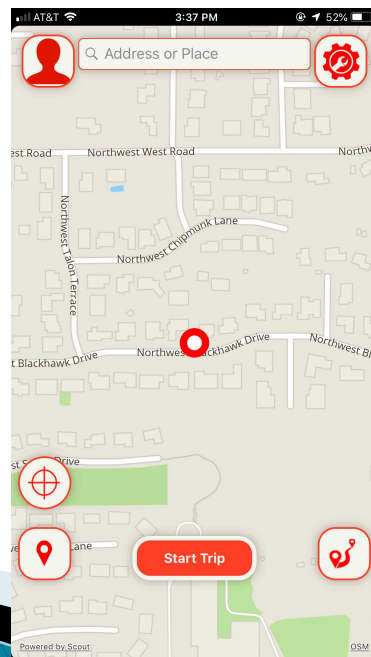
- ▶ Go to App Store
- ▶ Search for “Scenic”
- ▶ Select “Scenic Motorcycle Touring”
- ▶ Download App

Please complete steps 1 through 4 before you leave for the tour!



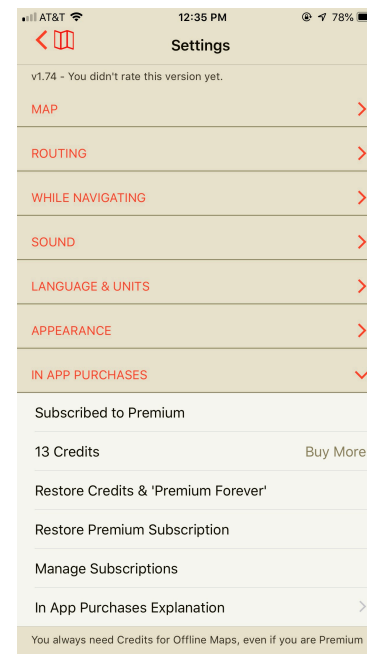
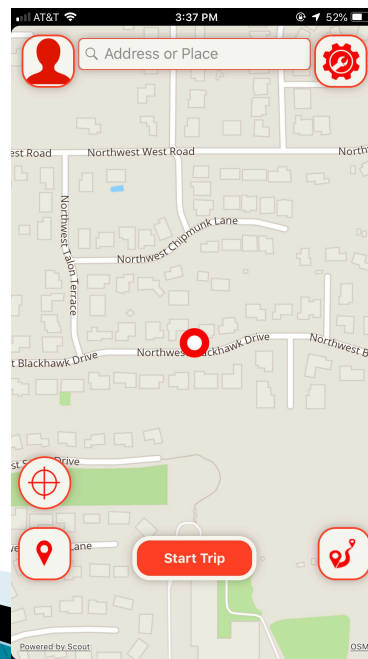
Step 2: Sign in

- ▶ Tap the user symbol on the top left
- ▶ Tap on “Tap here to Log in or Sign up”
- ▶ Enter the temporary Club Account data:
Email: heinzpholzapfel@aol.com
Password: **Porsche**



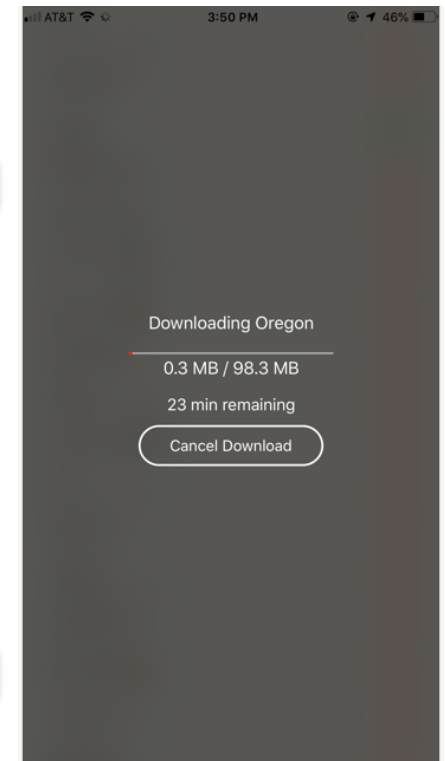
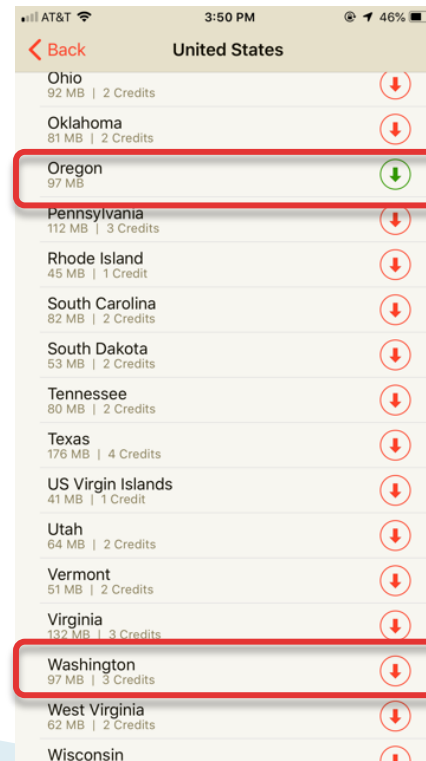
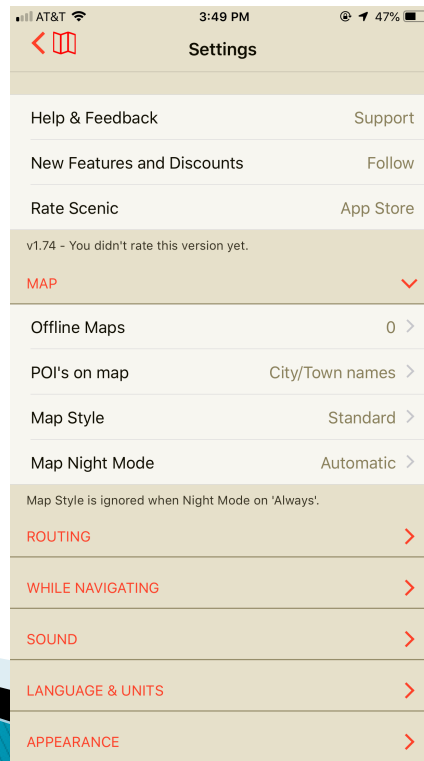
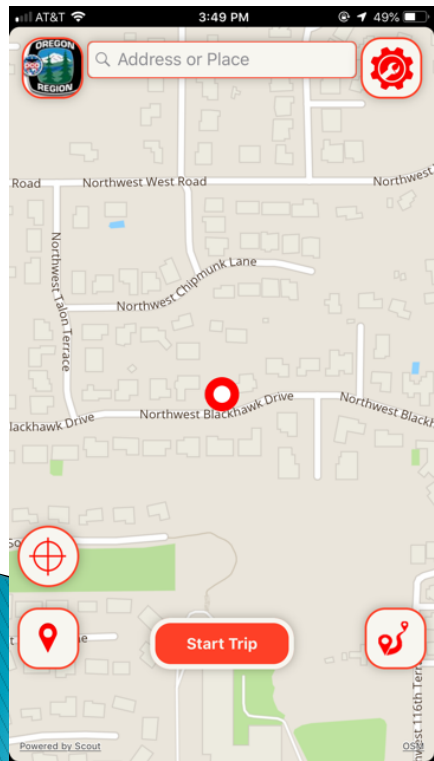
Step 3: Upgrade to Premium

- ▶ Voice Navigation is a Premium Feature
- ▶ The ORPCA Account is Premium, however you will need to verify that the Premium Subscription is active
- ▶ Go to Settings (top right)
- ▶ Go to “IN APP PURCHASES”
- ▶ If you see “Subscribed to Premium” everything is fine
- ▶ If you don’t see “Subscribed to Premium”, tab “Restore Premium Subscription

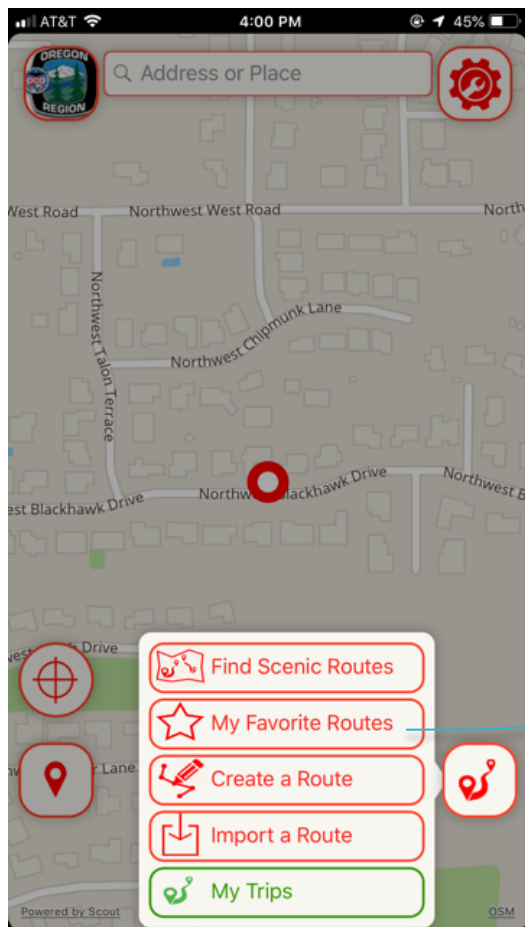


Step 4: Download Oregon and Washington Maps

- ▶ Tap the top right Settings Symbol
- ▶ Tap “Maps”, Tap “Offline Maps”, Tap “+”
- ▶ Tap “North America”, Scroll down and Tap “United States”
- ▶ Scroll down and Tap the arrow symbol to the right of “Oregon” and then “Washington”

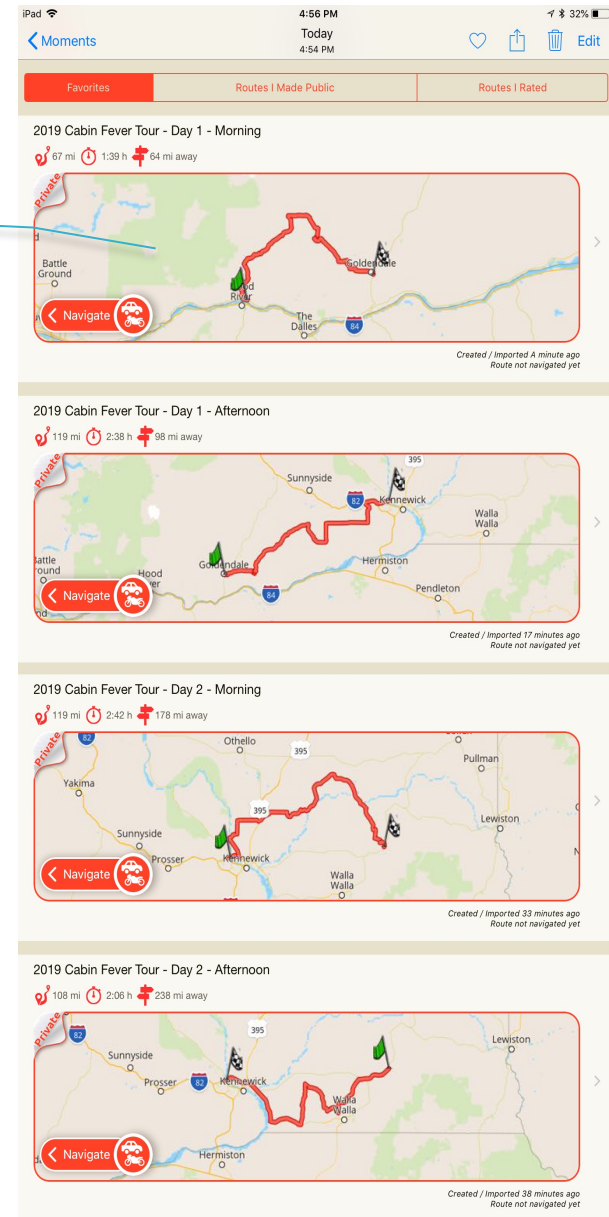


Step 5: Route Selection



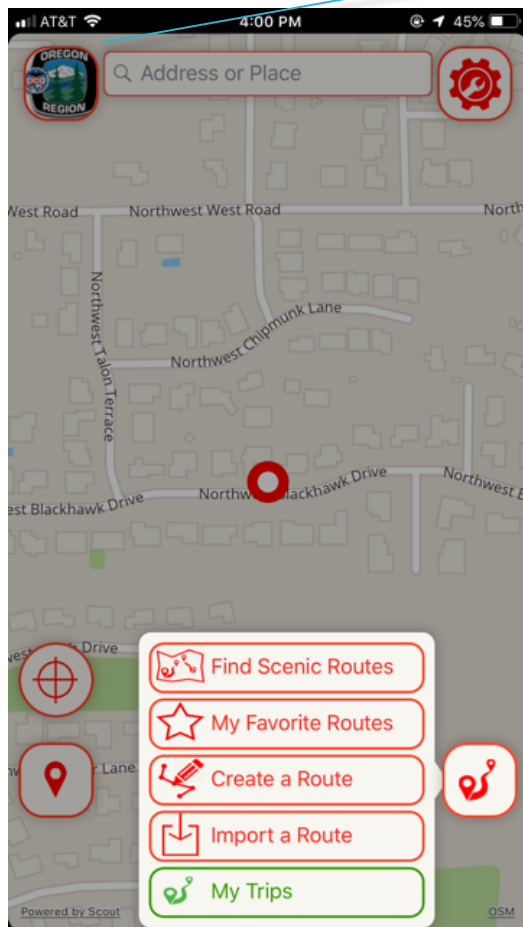
Select Route
and Tab "Navigate"

Tab the Route Symbol
and Select
"My Favorite Routes"



Can't find the routes in Favorite Drives?

Tap the ORPCA symbol (or if you logged in with your account the user symbol on the top left of the screen



If you can't find the newest routes in the tour library under "My Favorite Routes", you should log-out and log-in again to force the app to download all of the routes in the library again:

1. In the Scenic app tap the user icon. Up comes a account history screen.
2. Tap the text to the right of the user icon, up comes a screen with the account credentials. At the bottom of the screen is an option to logout. Tap it.
3. Once logged-out, log-in to the ORPCA account:
User name: heinzpholzapfel@aol.com
Password: Porsche

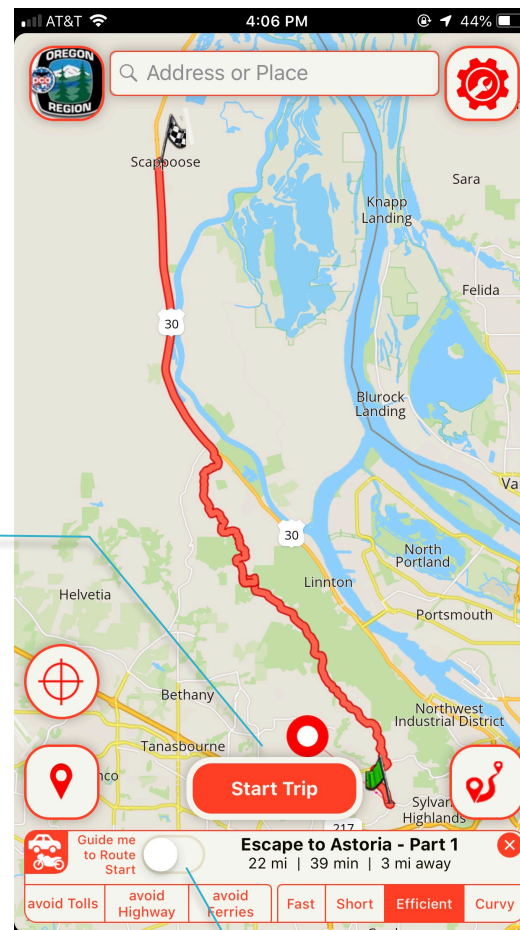
This will log you into the club account and the app will download the changes in the library. You now should be able to see the newer routes.

You should do this with a good WiFi connection or cell signal to minimize download time.



Step 6: Start Navigation

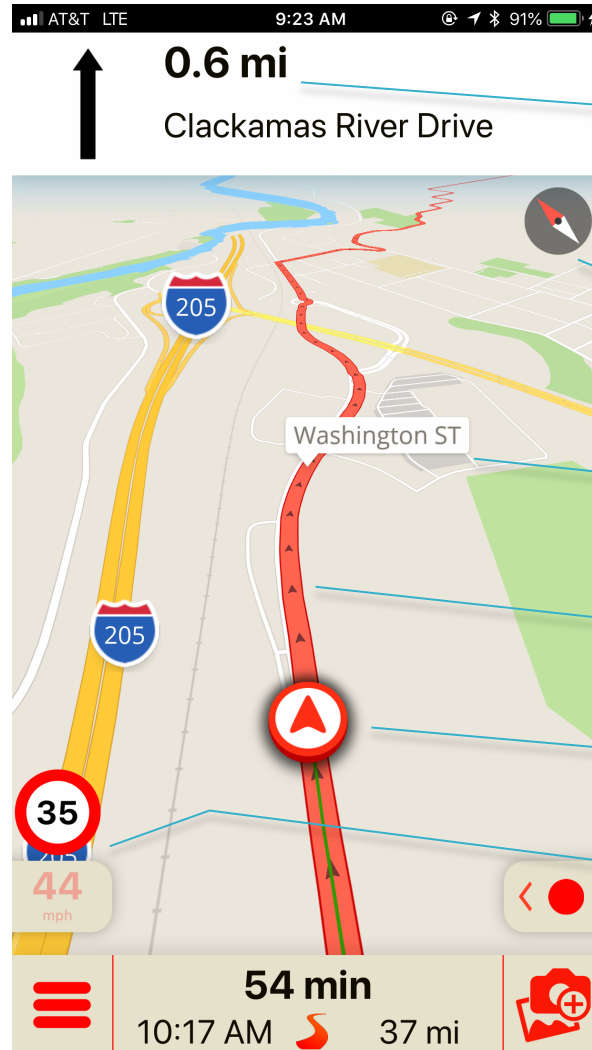
Select "Start Trip"



Select if you want guidance to the starting point from your current location



Driving Experience



Clear guidance to next waypoint

Compass

Current Street Name

Route

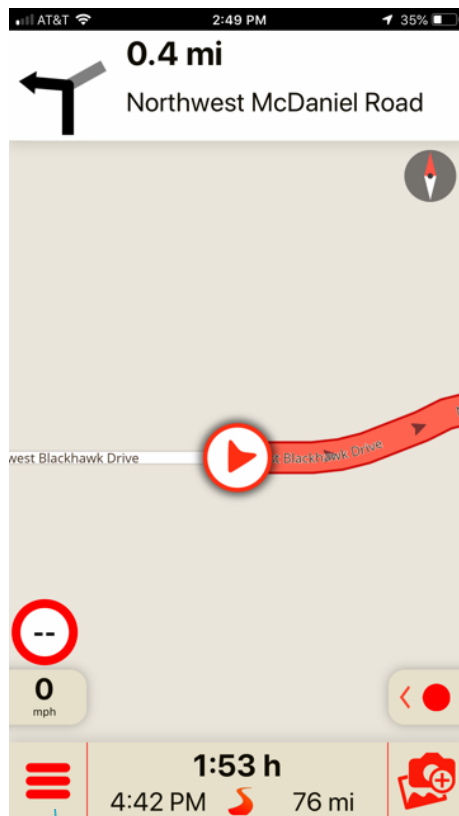
Current Position

Speed Limit and Actual Speed

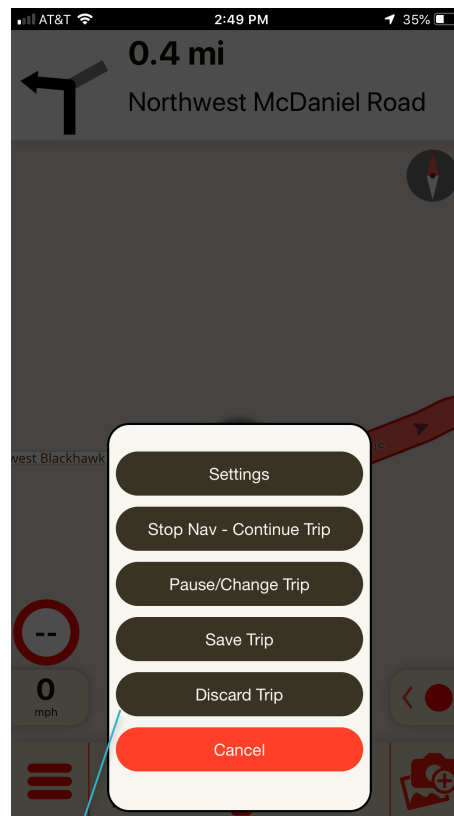
Remaining Drive Time, Actual Time, Remaining Distance



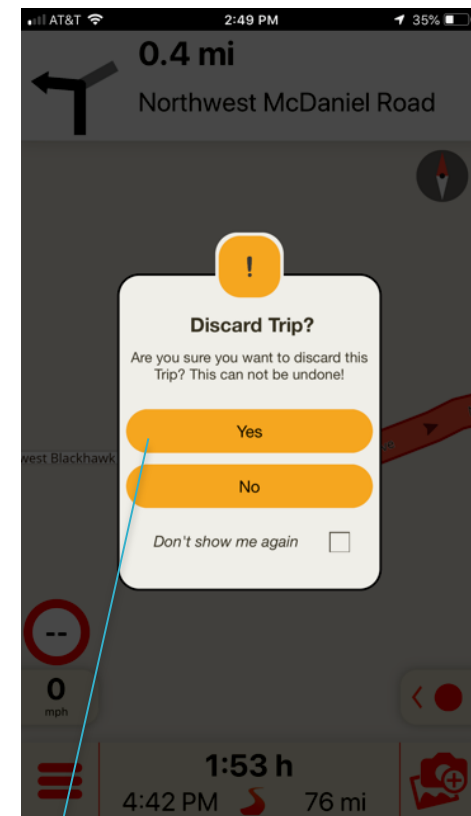
Stop the Navigation



Tap the
Menu Symbol




Tap
"Discard Trip"



Tap
"Yes"

Tips




Feedback / Comments

- ▶ Please provide Feedback and Comments to

Heinz Holzapfel

heinz.p.holzapfel@gmail.com

or text / call 650 823 0951



Scenic: List of Features

- ▶ Turn by Turn and Voice Navigation
- ▶ Offline Maps
- ▶ Create routes from scratch by dropping up to 200 via points
- ▶ Import any GPX Route or Track and turn it into a navigable route
- ▶ Turn a trip into a navigable route
- ▶ Export trips and routes to GPX
- ▶ Trip Tracker & Recorder
- ▶ Scenic Route Database
- ▶ Use Scenic on all your devices. Your information is synced
- ▶ Multiple Map and User Interface color schemes to choose from
- ▶ Trip sharing on your favorite Social Channels

