



# “Scenic” Navigation App User Guide 2019 Cabin Fever Tour

Heinz Holzapfel  
April 2019

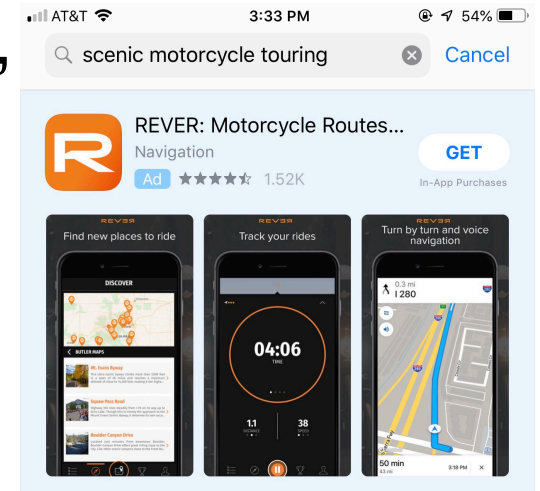
v3



# Step 1: Download the iPhone App

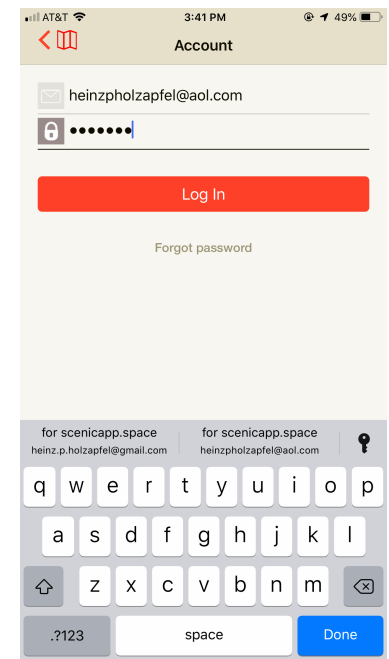
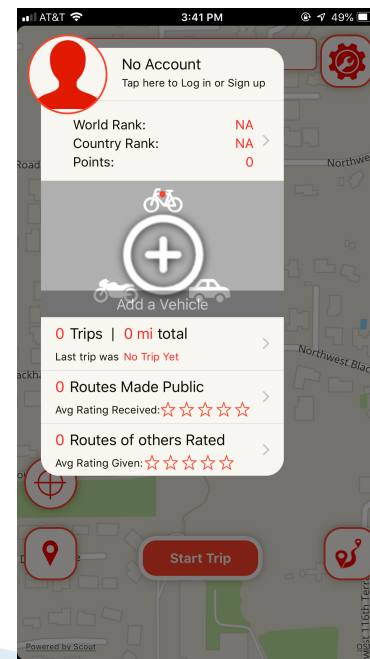
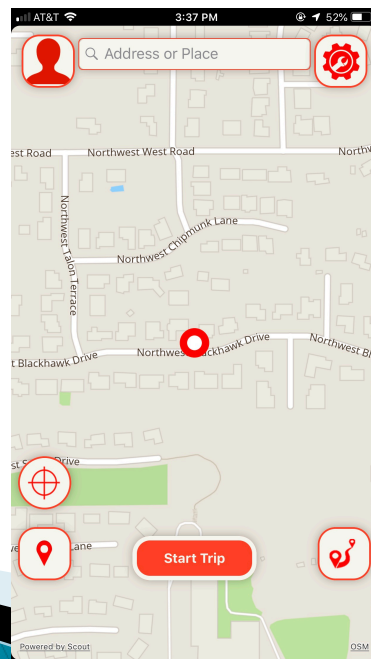
- ▶ Go to App Store
- ▶ Search for “Scenic”
- ▶ Select “Scenic Motorcycle Touring”
- ▶ Download App

Please complete steps 1 through 5  
before you leave for the tour!



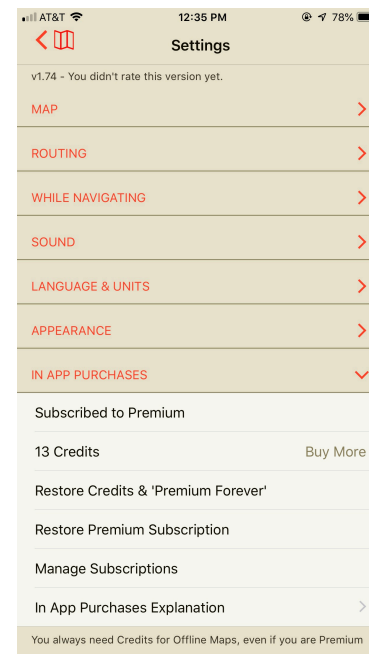
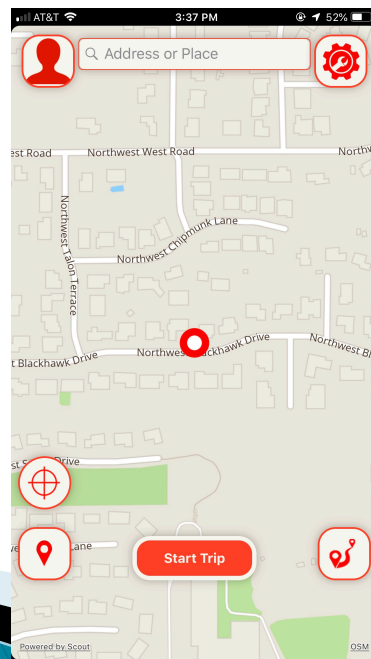
# Step 2: Sign in

- ▶ Tap the user symbol on the top left
- ▶ Tap on “Tap here to Log in or Sign up”
- ▶ Enter the temporary Club Account data:  
Email: heinzpholzapfel@aol.com  
Password: **Porsche**



# Step 3: Upgrade to Premium

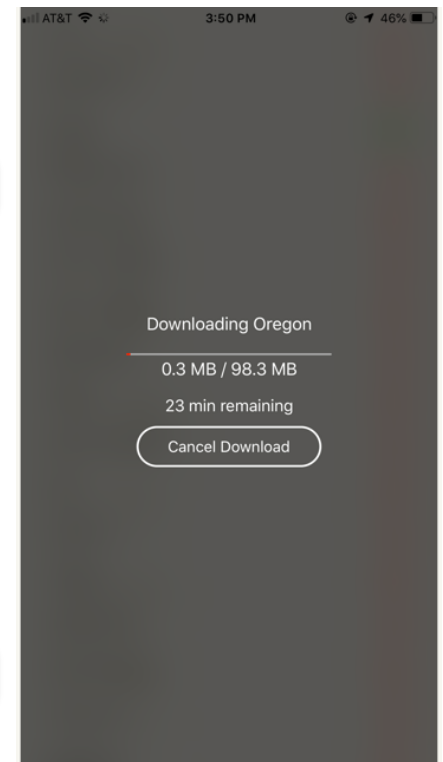
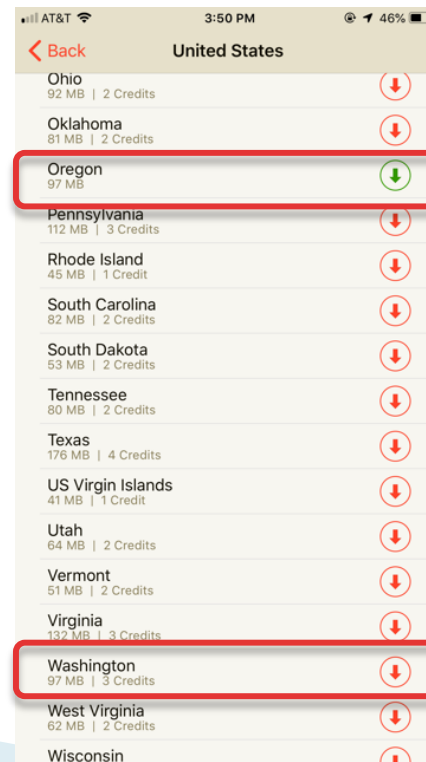
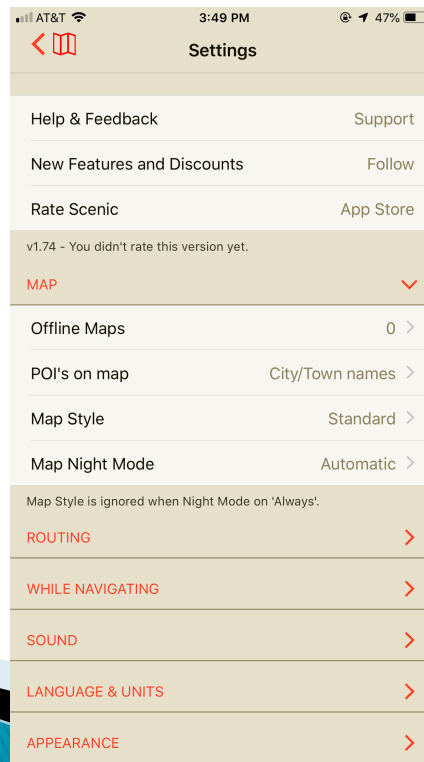
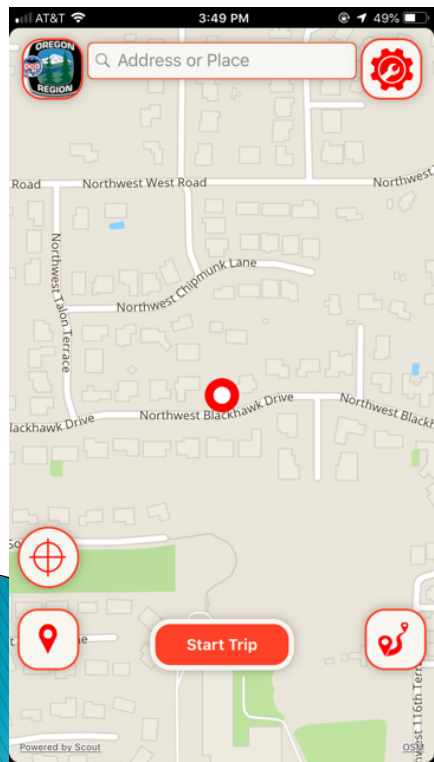
- ▶ Voice Navigation is a Premium Feature
- ▶ The ORPCA Account is Premium, however you will need to verify that the Premium Subscription is active
- ▶ Go to Settings (top right)
- ▶ Go to “IN APP PURCHASES”
- ▶ If you see “Subscribed to Premium” everything is fine
- ▶ If you don’t see “Subscribed to Premium”, tab “Restore Premium Subscription



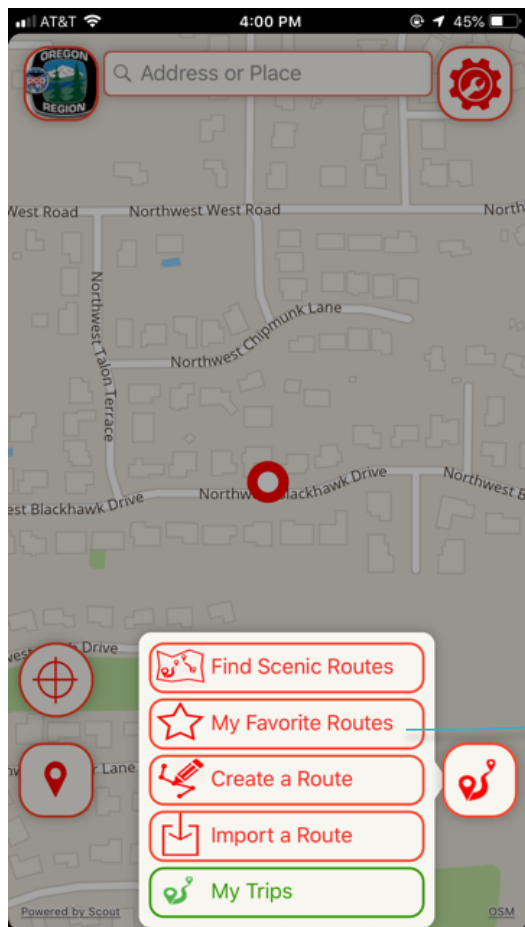


# Step 4: Download Oregon and Washington Maps

- ▶ Tap the top right Settings Symbol
- ▶ Tap “Maps”, Tap “Offline Maps”, Tap “+”
- ▶ Tap “North America”, Scroll down and Tap “United States”
- ▶ Scroll down and Tap the arrow symbol to the right of “Oregon” and then “Washington”

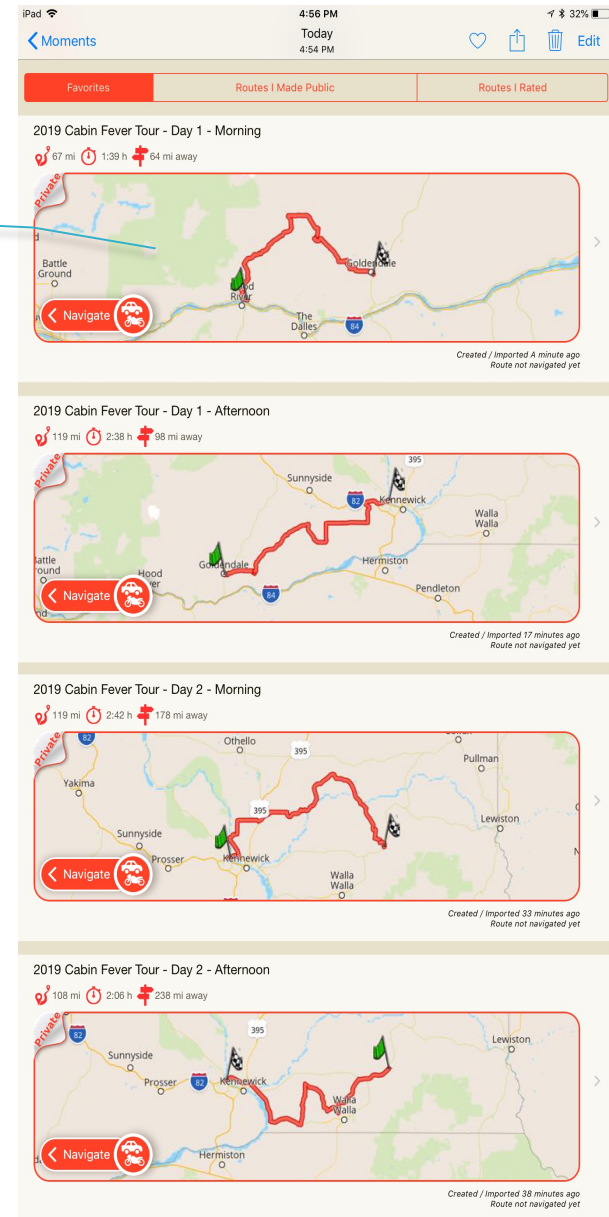


# Step 5: Route Selection

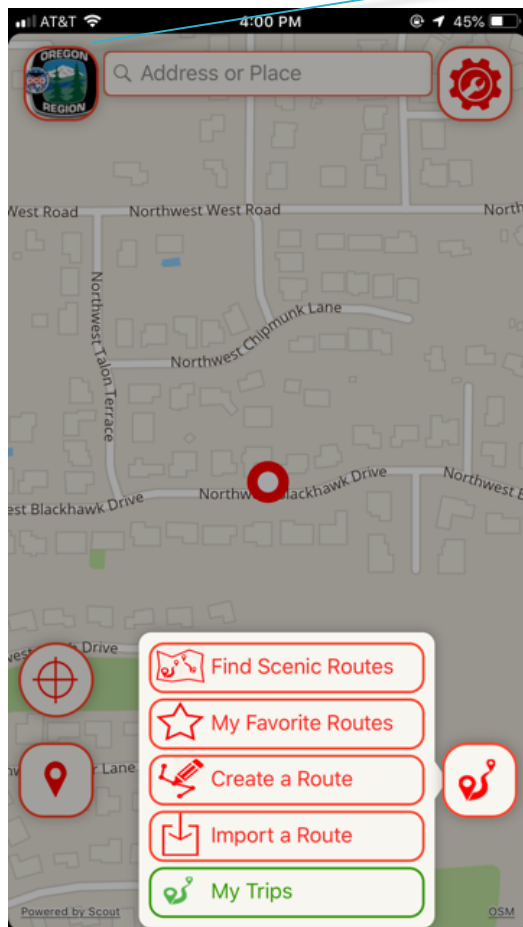


Select Route  
and Tab "Navigate"

Tab the Route Symbol  
and Select  
"My Favorite Routes"



# Can't find the routes in Favorite Drives?



Tap the ORPCA symbol (or if you logged in with your account the user symbol on the top left of the screen)

If you can't find the newest routes in the tour library under "My Favorite Routes", you should log-out and log-in again to force the app to download all of the routes in the library again:

1. In the Scenic app tap the user icon. Up comes a account history screen.
2. Tap the text to the right of the user icon, up comes a screen with the account credentials. At the bottom of the screen is an option to logout. Tap it.
3. Once logged-out, log-in to the ORPCA account:  
User name: heinzpholzapfel@aol.com  
Password: Porsche

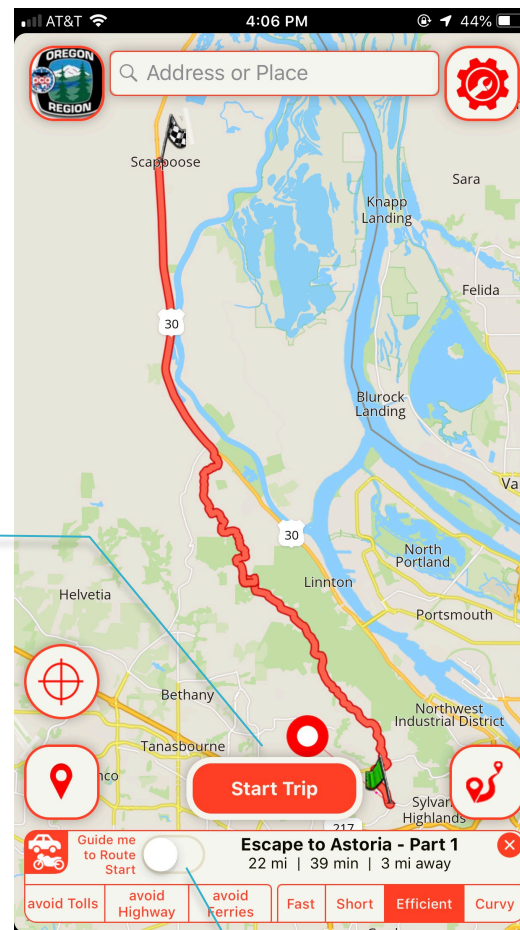
This will log you into the club account and the app will download the changes in the library. You now should be able to see the newer routes.

You should do this with a good WiFi connection or cell signal to minimize download time.



# Step 6: Start Navigation

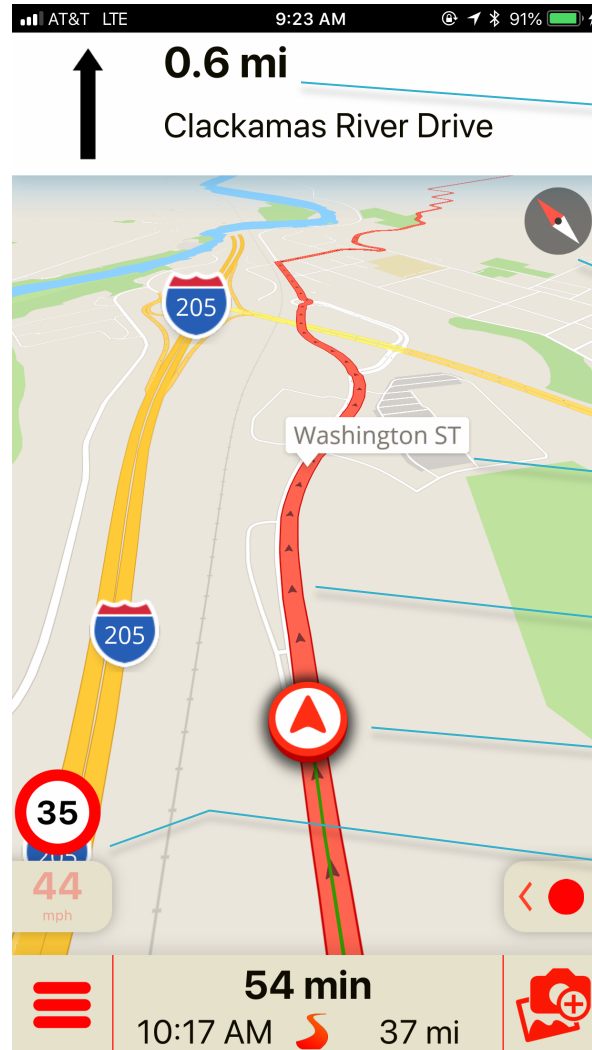
Select "Start Trip"



Select if you want guidance to the starting point from your current location



# Driving Experience



Clear guidance to next  
waypoint

Compass

Current Street Name

Route

Current Position

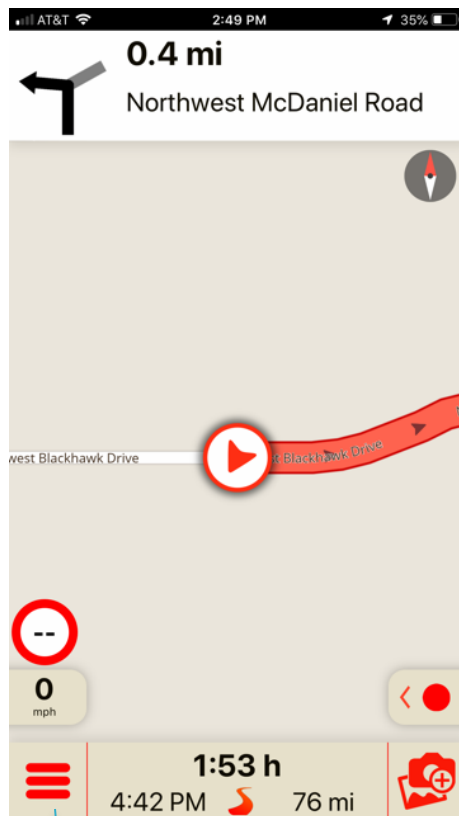
Speed Limit and  
Actual Speed

Remaining Drive Time,  
Actual Time,  
Remaining Distance

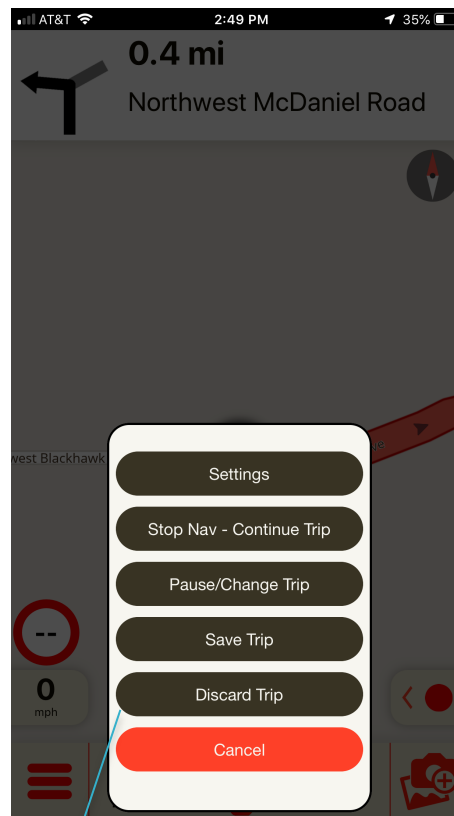




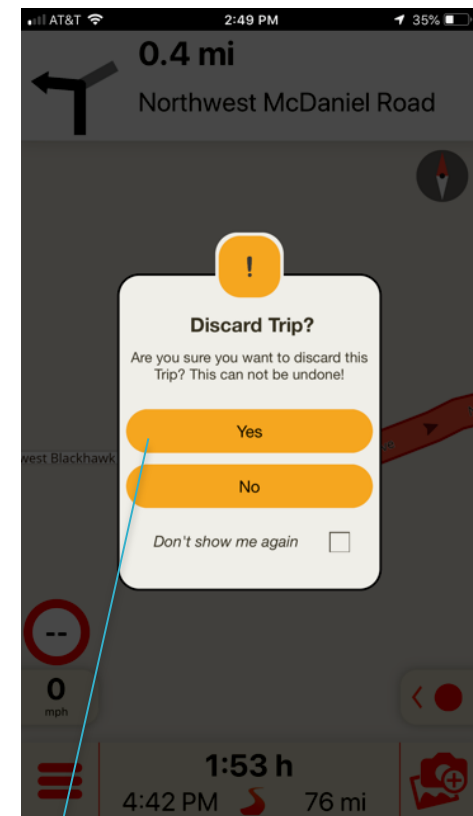
# Stop the Navigation



Tap the  
Menu Symbol

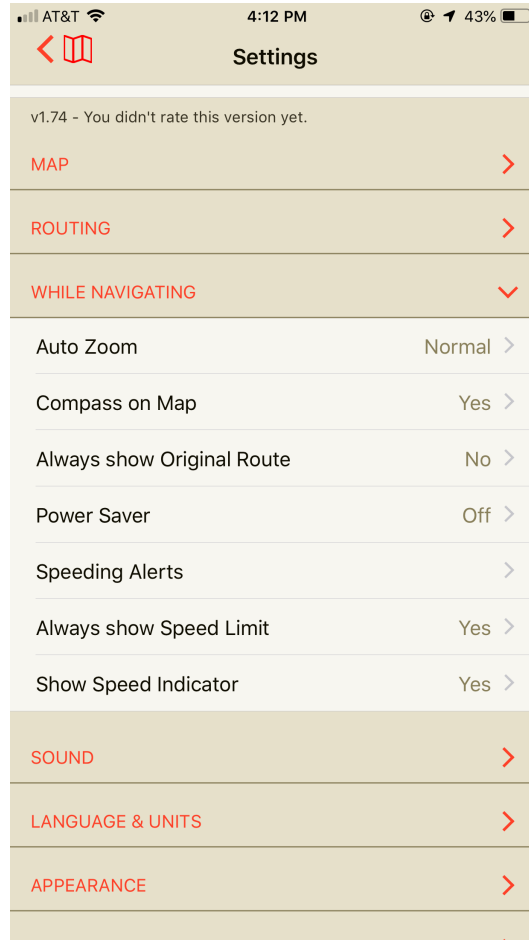


Tap  
"Discard Trip"




Tap  
"Yes"

# Tips 1 of 2



# Tips 2 of 2

- ▶ **Power:** Plug your phone into a power supply. The Scenic App is polling the GPS chip in your phone very frequently. This causes the battery to drain fast.
- ▶ **Audio:** If you have Apple CarPlay or a Bluetooth audio streaming capability in your car, you can have the voice guidance stream via Bluetooth to your car's stereo. If you have neither, disconnect Bluetooth to allow the App to send the voice guidance to your phone's speakers.
- ▶ **Warning Beeps:** The app generates a rather annoying beeping sound when the GPS signal is lost due to terrain (cellular not needed by the app). Typically GPS signal is re-established within a few seconds, but if you have a critical turn coming up while you lost GPS signal, you need to be extra careful to not miss the turn.
- ▶ **Off Track Warning:** Occasionally the App gives you a "Off Track" warning. This happens when the GPS location and the map location are not in sync. Typically this is caused by inaccuracies in the map data. The app will try to guide you back to the route and annoyingly will sometimes generate a loop. Best bet is to ignore these off track warnings as long as you know you are on the right route and road.




# Feedback / Comments

- ▶ Please provide Feedback and Comments to

Heinz Holzapfel

[heinz.p.holzapfel@gmail.com](mailto:heinz.p.holzapfel@gmail.com)

or text / call 650 823 0951



# Scenic: List of Features

- ▶ Turn by Turn and Voice Navigation
- ▶ Offline Maps
- ▶ Create routes from scratch by dropping up to 200 via points
- ▶ Import any GPX Route or Track and turn it into a navigable route
- ▶ Turn a trip into a navigable route
- ▶ Export trips and routes to GPX
- ▶ Trip Tracker & Recorder
- ▶ Scenic Route Database
- ▶ Use Scenic on all your devices. Your information is synced
- ▶ Multiple Map and User Interface color schemes to choose from
- ▶ Trip sharing on your favorite Social Channels

